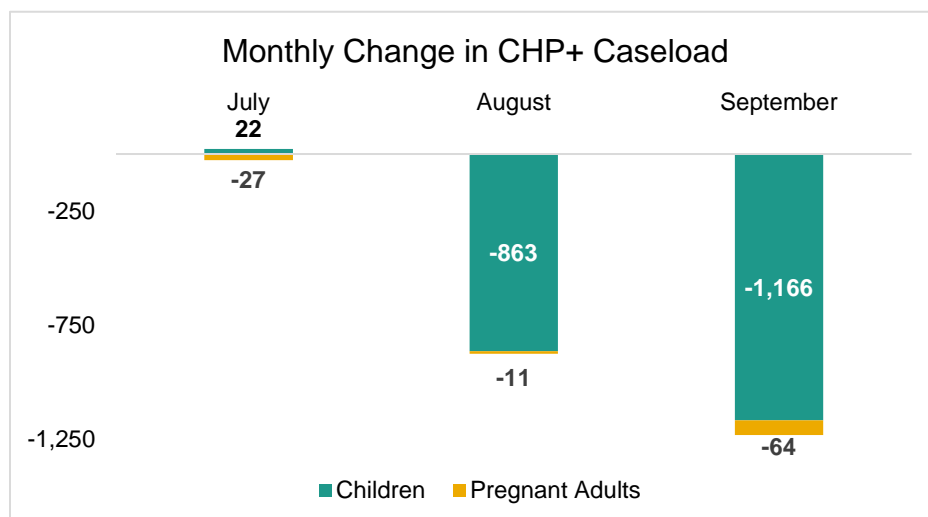
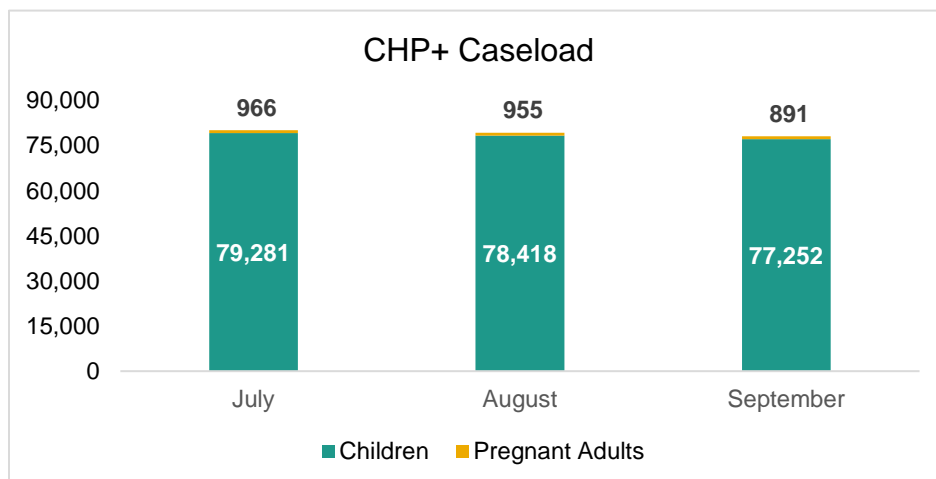


This series of reports analyzes enrollment changes in Health First Colorado (Colorado’s Medicaid Program) and Child Health Plan Plus (CHP+) and identifies factors that may have contributed to an increase or decrease in enrollment. The data source used is the Colorado Department of Health Care Policy and Financing’s [Premiums, Expenditures and Caseload Reports](#) in which monthly data represents caseload numbers at the end of that respective month. Previous enrollment analyses can be found [here](#).

## CHP+ Enrollment Data

The total number of children and pregnant adults enrolled in CHP+ **decreased by 2,109 or 2.6%** from the beginning of July to the end of September 2019. The bulk of this decrease occurred in August and September.

- Children’s enrollment **decreased by 2,007 or 2.5%**.
- Pregnant adult’s enrollment **decreased by 102 or 10.3%**.

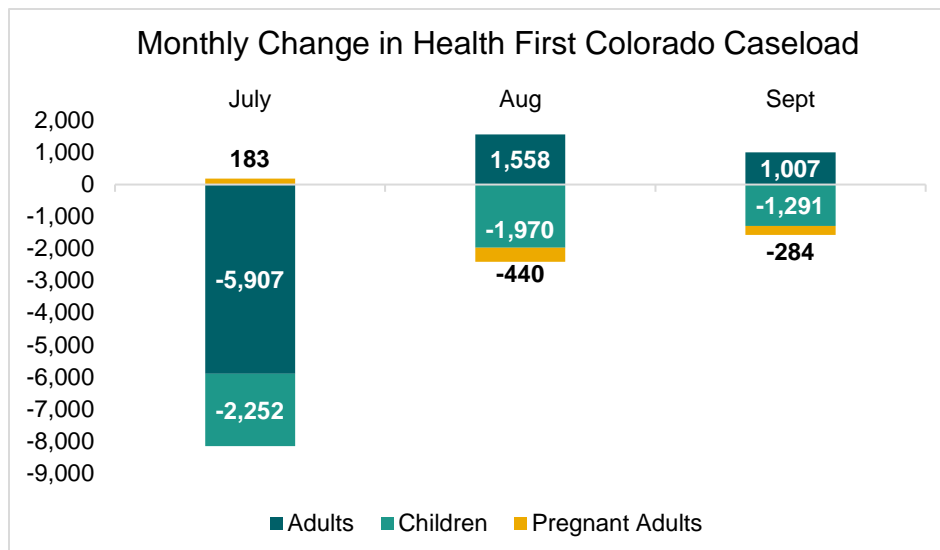
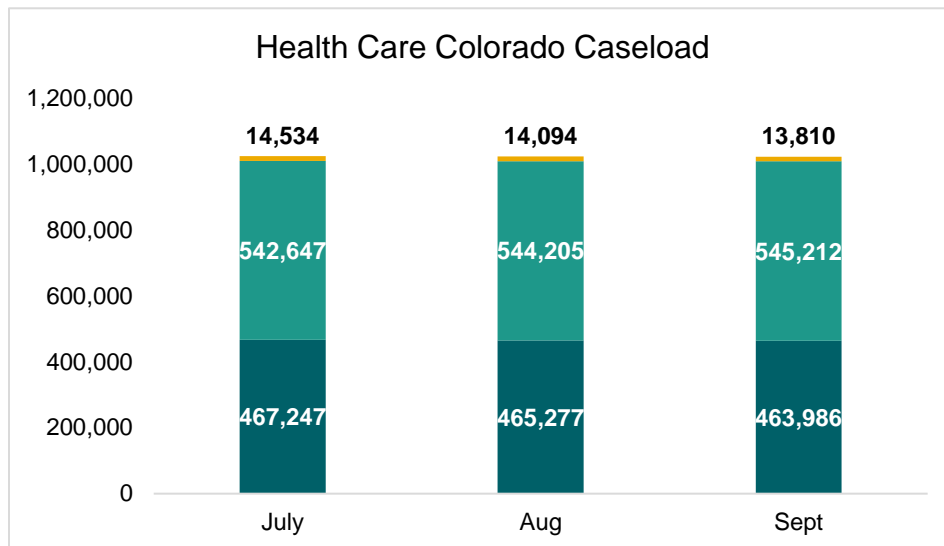


## Health First Colorado Enrollment Data

The total number of people enrolled in all Health First Colorado programs **decreased by 9,910 or 0.8%** from the beginning of July to the end of September 2019.

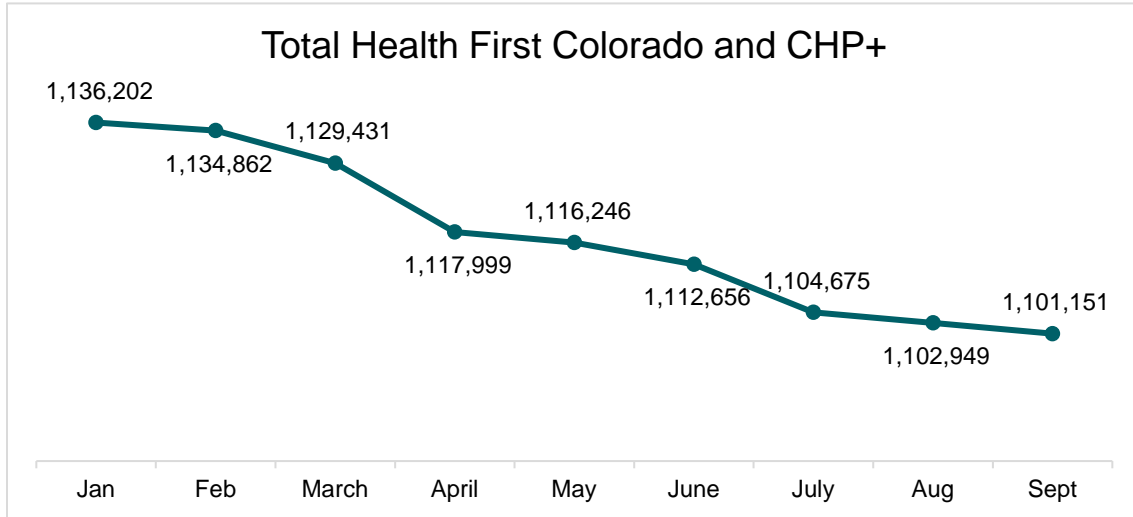
The total number of adults, pregnant adults and children enrolled in non-disability programs (i.e. Modified Adjusted Gross Income, or MAGI programs) for Health First Colorado **decreased by 9,396 or 0.9%** from the beginning of July to the end of September 2019.

- Adult's enrollment **decreased by 3,342 or 0.6%**. However, changes in enrollment differed among parents/caretakers, which decreased in each month, and MAGI adults, which decreased in July and increased in August and September.
- Pregnant adult's enrollment **decreased by 541 or 3.8%** with an increase in July and decrease in August and September.
- Children's enrollment **decreased by 5,513 or 1.2%** with a decrease in every month.



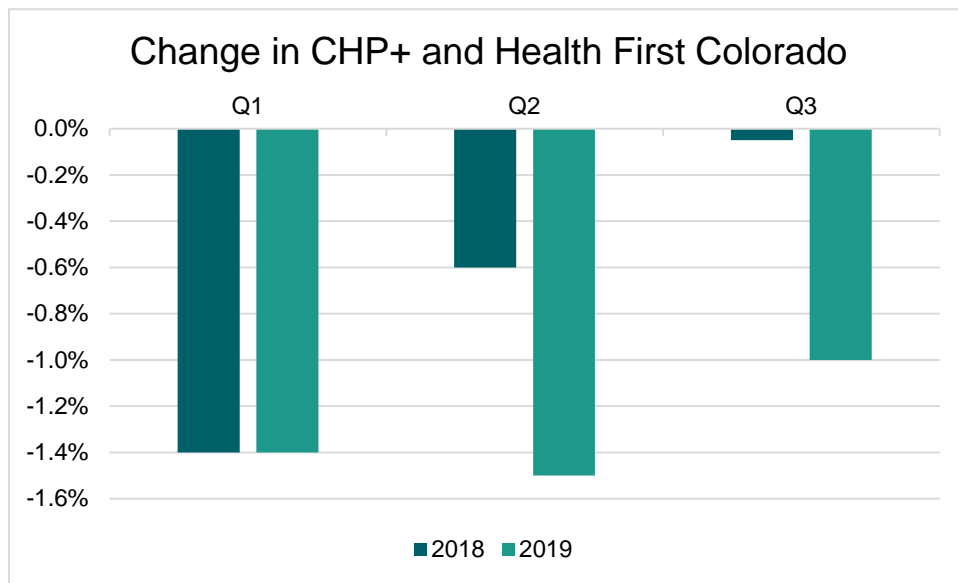
## 2019 Trends and Comparison to 2018

The total number of people enrolled in Health First Colorado MAGI programs and CHP+ programs **decreased by 44,228 or 3.9%** in the first half of the year, from the beginning of January 2019 to the end of September 2019.



Enrollment in Health First Colorado MAGI programs and CHP+ programs decreased by similar amounts in the first quarter of 2018 and 2019. However, in 2019, **enrollment decreased significantly more in 2019 than in 2018 in both quarters two and three.**

See Appendix A for complete comparison of 2018 and 2019 trends.



## What Impacted Enrollment in Q3?

Enrollment in both CHP+ and Health First Colorado decreased in the third quarter. The majority of the decrease in enrollment for CHP+ occurred in August and September, while it was most pronounced in July for Health First Colorado. While it remains unclear what is driving these changes, it is concerning that the decreases seem to be occurring at higher rates for children, pregnant women, and parents/caretaker relatives. This may indicate a potential systems issue and raises concerns for CKF about the functionality of 12-month continuous eligibility for children.

There are several possible factors that may be impacting these changes and CKF is interested in exploring more:

- Colorado's economy is strong, and more members may be losing eligibility due to increasing family incomes. However, CHP+ enrollment would likely rise or stay steady if this were the case from families moving from Health First Colorado to CHP+ or off of CHP+. Since enrollment in both programs is decreasing, this is likely not the main factor.
- The final rule by the U.S. Department of Homeland Security on public charge, which would include Medicaid as a factor of declaring a lawful immigrant a 'public charge,' and decrease their ability to get a green card, was blocked from going into effect Oct. 15 by several federal injunctions. While the rule is not in effect (as of the time of publishing), its pending implementation has created a 'chilling effect' on enrollment likely persuading many lawful immigrants and their families to not enroll or disenroll in Health First Colorado.

## Looking Forward

In the future, we anticipate further decline in enrollment in CHP+ and Health First Colorado. The final public charge rule has recently been blocked by an injunction from the courts; however, until the cases are settled and ruled upon, the chilling effect is likely to continue.

## Appendix A

CHP+			2018	2019
CHP+	Q1	Kids	11.6%	2.1%
		Pregnant Adults	0.3%	16.7%
		Total	11.4%	2.3%
	Q2	Kids	-2.6%	-2.1%
		Pregnant Adults	-0.6%	-2.7%
		Total	-2.7%	-2.1%
	Q3	Kids	-2.6%	-2.5%
		Pregnant Adults	12.1%	-10.3%
		Total	-2.5%	-2.6%
Health First Colorado	Q1	Kids	-2.7%	-0.6%
		Pregnant Adults	1.1%	1.4%
		Adults	-2.1%	-2.6%
		Total	-2.3%	-1.7%
	Q2	Kids	-0.7%	-1.2%
		Pregnant Adults	29.3%	-0.4%
		Adults	-0.9%	-1.7%
		Total	-0.5%	-1.4%
	Q3	Kids	0.1%	-1.2%
		Pregnant Adults	-1.3%	-3.8%
		Adults	0.4%	-0.6%
		Total	0.2%	-0.9%
CHP+ and Health First Colorado	Q1		<b>-1.4%</b>	<b>-1.4%</b>
	Q2		<b>-0.6%</b>	<b>-1.5%</b>
	Q3		<b>-0.1%</b>	<b>-1%</b>